

VHB3 LED HIGH BAY



True glare free



The VHB3 is the most efficient glare free fixture in the lighting industry. We accomplish this with our patented Coined Optic technology for unmatched visual comfort.

PRODUCT SPECIFICATIONS

CRI
80+

Color Temperatures
35K, 40K, 50K

Ambient Operating Temp
Min -20°c, Max 55°c

Housing
5052-H32 Aluminum
Painted after fab (PAF)

Finish
Powder Coat, Silver, White, Black

Certification UL Listed, CUL Listed,
DLC Premium Listed (L1.5 DLC Pending),
IK10 Rated

Rated >72,000+ hours at 70%
Lumen Maintenance (L70)

Integrated Wire Guard Design
(Standard)

Reflector
90° VE Patented ZeroGlare™ Coined Optic

LED Module
Samsung mid power LED

Driver*
Sensor Ready, 0-10V dimming,
flicker-free from 10 to 100%.
voltage 110~277 Vac, 50/60Hz.

Emergency Driver Back-up*
90min Emergency Driver, Fulham FHS2-UNV-56S

Mounting (Surface Standard & stem provided by others)
Cable Mount, Surface mount to Jbox (standard),
Rigid Stem Ready, Hook/Chain compatible
(provided by others)

Corrected UGR (Unified Glare Rating)
L1- 19.4, L1.5- 13.9, L2- 19.5, L3- 19.4, L4- 18.1

Tunable White (available only on L2 & L4 models)
Tunable white 35K to 50K with Avi-on Controls

Wall Wash
10°, 20° One or both outer bars available

Up Light
Optional up light available (Not available on L1 model)

Power Cord/Whip (No Whip is Standard)
3ft, 6ft, 10ft 5 conductor waterproof, 18 GA, 600V (120~277V)

Approved For
Damp Locations

Made in U.S.A.

Warranty
5-year limited warranty.
Complete warranty terms located at: www.visionengineering.com

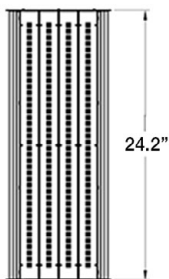
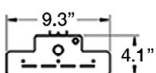
Notes
1. Actual performance may differ as a result of end-user environment and application. 2. Visit www.visionengineering.com for the most up to date specs and additional information.

*Drivers and Emergency Battery have been tested up to 50' for remote mounting application



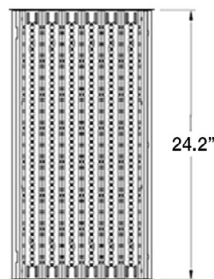
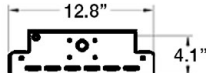
TECHNICAL DRAWINGS

VHB3-L1



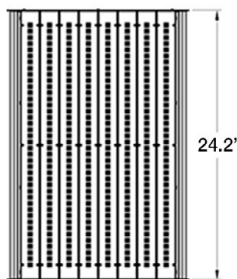
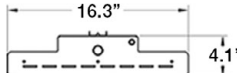
Length 24.2"
Width 9.3"
Height 4.1"
Weight 6lbs. (2.7kg)

VHB3-L1.5



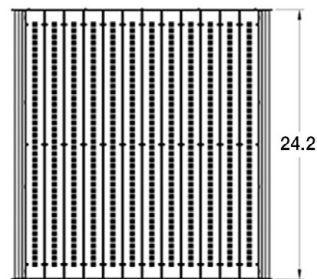
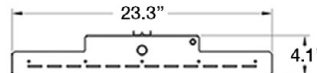
Length 24.2"
Width 12.8"
Height 4.1"
Weight 8lbs. (3.6kg)

VHB3-L2




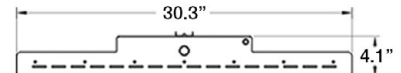
Length 24.2"
Width 16.3"
Height 4.1"
Weight 10lbs. (4.5kg)

VHB3-L3



Length 24.2"
Width 23.3"
Height 4.1"
Weight 14lbs. (6.3kg)

VHB3-L4



Length 24.2"
Width 30.3"
Height 4.1"
Weight 18lbs. (8.1kg)

V 8/5/22

VHB3 LED HIGH BAY



Future-proof

VHB3 enables quick and easy upgrades or service with no tools.



Optional in fixture 0-10v lighting control

Provides continuous dimming control to conserve energy, simplify maintenance, and personalize the lighting environment.



Optional Up Light

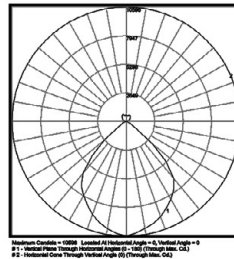
Create light on the ceiling to eliminate that "cave feel".



Standard Powder Coat Options: White, Silver or Black.

PHOTOMETRICS

Polar Candela Distribution



Patented Coined Optic 98% reflective

ORDERING

Project Comments

Date

Type

*VHB3 High Bay Lumens Per Watt

Lumens Package	L1	L1.5	L2	L3	L4
Lumens Output	13140	16993	26100	38610	50410
Wattage	90W	140W	180W	270W	355W
Efficacy (LPW)	146	121	145	143	142

*Actual lumens output may vary +/- 4% tested @ 5000K

Ordering Information

VHB3 90D

A B C D E F G H I J K L

Example: VHB3-L1-90D-40K-SL-ST-ED-MS-UPL35-201-TW50-6WP

A SERIES
VHB3

B *LUMENS PACKAGE

L1	13140
L1.5	16993
L2	26100
L3	38610
L4	50410

C OPTICS

90D 90°

D CCT

35K	3500K
40K	4000K
50K	5000K

E COLOR

SL	Silver Standard
WH	White
BL	Black
SB	Swiss Blue (adder)

F DRIVERS (120-277v Driver is Standard)

ST	120-277V Driver
HV	347v-480v Driver

G EMERGENCY DRIVER

ED	Emergency Driver
N/A	No Emergency Driver

H SENSORS

MS	Daylight Harvest/Motion Sensor
OC	Occupancy Sensor
NS	Node Sensor
N/A	No Sensor

I UPLIGHT (available only on L2, L3 & L4 models) (Uplight = 2,000 Lumens of Uplight Only/ adds 17 watts)

UPL35	3500K
UPL40	4000K
UPL50	5000K
N/A	No Uplight

J WALL WASH

201	One 20° Wall Wash Light Bar
202	Two 20° Wall Wash Light Bars
N/A	No Wall Wash

K TUNABLE WHITE (available only on L2 & L4 lumen packages)

TW50	Tunable white 35K to 50K (with Avi-on Controls)
N/A	No Tunable White

L WIRE WHIP

6WP	5 Wire - 6' Whip (Standard)
10WP	5 Wire - 10' Whip (Requires an adder)

ACCESSORIES

☐ **MOUNTING KITS**
CM Cable Mount Kit

☐ **EXTERNAL WIRE GUARD**
EWG External Wire Guard
(Integrated Wire Guard Design Standard)

☐ **6 WIRE WHIP + 5 WIRE WHIP**
XW (1) 6 Wire whip & (1) 5 Wire whip
(Required for powering 4 drivers separately)